

Algebra Connections



Mr. Breitsprecher's Edition

February 3, 2005

Web: www.clubtnt.org/my_algebra


**UW-W
Students**


FREE WEB SPACE!




Using IE 5.5 on Windows:

1. Open Internet Explorer 5.5 or higher on a Windows computer (must be **NEWER than 98 SE**).
2. Choose **OPEN...** from the File menu.
3. Under **OPEN**, type <https://stustorage.uww.edu/username> substituting your email username (username as in username@uww.edu). Make sure to put the "s" after http. You will need to also ensure that you check the Open as Web Folder option or you will not be able to drop and drag files.
4. Enter your username and password. Enter the same information as you do for checking your UW-W email through the web.
5. You will get a window showing your folders. Use these to drag files just as you would on your computer. You have the ability create a new folder, upload a file, delete a file, and download selected files by dropping and dragging.
6. You have three folders:

 **Private:** Only you can see these files so you can use this to transfer files across different computers (e.g., from the lab to home and back).


 **Web:** Anything in here is visible on the web under <http://students.uww.edu/username>


 **EPortfolio:** Use this to store your ePortfolio. This is visible only to you and the program's faculty by password by going to: <http://eportfolio.coe.uww.edu/username/>


Using Goliath on a Mac:

1. Open Goliath.
2. In the box, type the URL of the server:
<https://stustorage.uww.edu/username> substituting your email username (username as in username@uww.edu). Make sure to put the "s" after http.
3. Enter your Username and Password. Enter the same information as you do for checking your UW-W email through the web and click OK.
4. You will get a window showing your folders. Use these to drag files just as you would on your computer. You have the ability create a new folder, upload a file, delete a file, and download selected files by dropping and dragging.

5. You have three folders:

 **Private:** Only you can see these files so you can use this to transfer files across different computers (e.g., from the lab to home and back).

 **Web:** Anything in here is visible on the web under <http://students.uww.edu/username>

 **EPortfolio:** Use this to store your ePortfolio. This is visible only to you and the program's faculty by password by going to <http://eportfolio.coe.uww.edu/username/>

Uploading files.

When are using your student storage account, open the appropriate folder at:

<https://stustorage.uww.edu/username/>.

After that, you only need to drag the items you have changed or added to the correct folder within that folder.

The university has supplied each stustorage account with 100 MB – which can be used as needed across the folders in your stustorage account. This is really a great resource – so please take advantage of it, even if your professors don't require it!

Don't have your account? Go to <http://stustorage.uww.edu/webstoredoc/> and click on **UW-W Web Account Request**

Math Center
Academic Support Services



FREE Tutoring And Academic Support Services!!!

Basement of McCutchan Hall, Rm. 1

Mon-Thurs: 9 a.m. – 9 p.m.

Fri: 9 a.m. – 3 p.m. and Sun 5 p.m. – 9 p.m.